

Light efficiency:

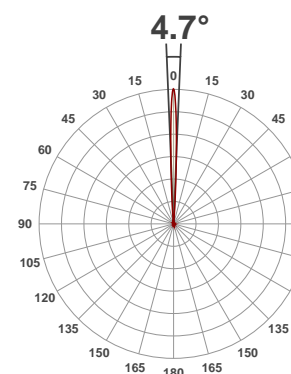
12 Lumen/Watt

Light quality:

CRI: 0.0

Color temperature:

0 K



Product name:

ZCL 360 Bar

Test:

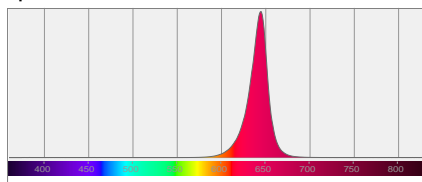
Zoom In Red

Date:

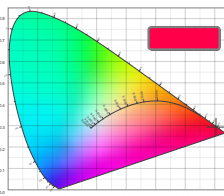
7/10/2017

Output: 1557 lm Power consumption: 126 W Peak: 82584 cd

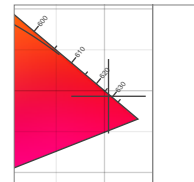
Spectral distribution




Color coordinates



Zoom color point

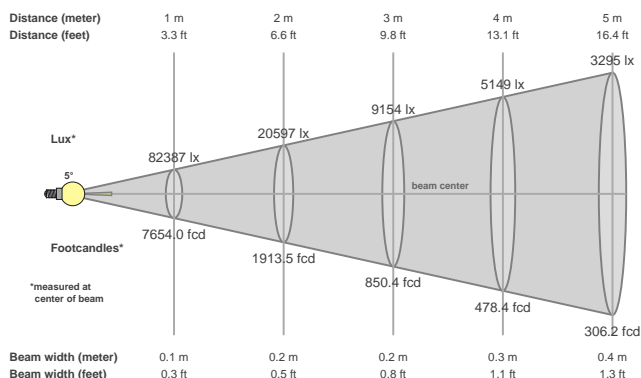


CRI R values



Color temperature	Color rendering index	Red component	Color fidelity	Color gamut	Color quality scale	Color coordinate cie 1931	Color coordinate cie 1931	Color coordinate	Color coordinate	Color divition from black body
CCT	CRI	CRI R9	TM30 Rf	TM30 Rg	CQS	x	y	u	v	Δuv
0 K	0.0	0.0	0.0	0.0	0.0	0.704	0.293	0.551	0.344	n/a

Beam details



Beam angles

Beam angle 50%	Field angle 10%	Cutoff angle 2,5%
4.7°	8.8°	12.6°

Beam intensities

Peak intensity	Int. ratio in 120° cone	Int. ratio in 90° cone
82584 cd	0.7%	0.7%

Power

Power	Power factor	Power frequency
126 W	0.98	60 Hz

Nominal voltage	Voltage	Current
230 V	111 V	1.15 A

Beam intensities from 1-20m

1m	2m	3m	4m	5m	6m	7m	8m	9m	10m	11m	12m	13m	14m	15m	16m	17m	18m	19m	20m
3.3ft	6.6ft	9.8ft	13.1ft	16.4ft	19.7ft	23ft	26.2ft	29.5ft	32.8ft	36.1ft	39.4ft	42.7ft	45.9ft	49.2ft	52.5ft	55.8ft	59.1ft	62.3ft	65.6ft
82387lx	20597lx	9154lx	5149lx	3295lx	2289lx	1681lx	1287lx	1017lx	824lx	681lx	572lx	487lx	420lx	366lx	322lx	285lx	254lx	228lx	206lx
7654fcd	1913.5fcd	850.4fcd	478.4fcd	306.2fcd	212.6fcd	156.2fcd	119.6fcd	94.5fcd	76.5fcd	63.3fcd	53.2fcd	45.3fcd	39.1fcd	34fcd	29.9fcd	26.5fcd	23.6fcd	21.2fcd	19.1fcd